

Handrubbing Instructions

Rub hands for hand hygiene!
20-30 Seconds

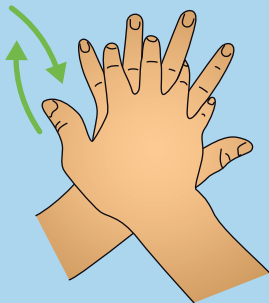
asrt
American Society of
Radiologic Technologists



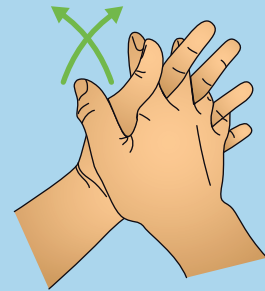
1. Apply a palmful of the product in a cupped hand, covering all surfaces



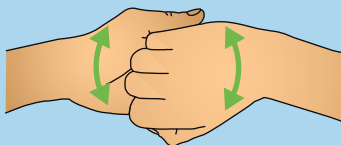
2. Rub hands palm to palm




3. Right palm over left dorsum with interlaced fingers and vice versa



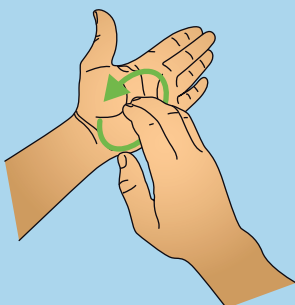
4. Palm to palm with fingers interlaced



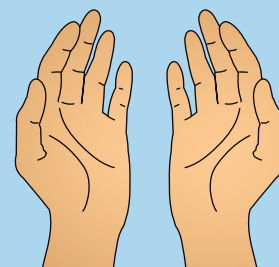
5. Backs of fingers to opposing palms with fingers interlocked



6. Rotational rubbing of left thumb clasped in right palm and vice versa



7. Rotational rubbing, backwards and forwards with clasped fingers of right hand in left palm and vice versa



8. Once dry, your hands are safe.